



Main features

- Absolute type transducer
- Displacements from 100 to 4000mm
- Working temperature range: -40...+70°C
- Vibration resistant (DIN IEC68T2/6 12g)
- Rod, nipple, exagonal flange AISI 316
- IP67 Protection
- EMI CE compatible (EN 50081-2 50082-1)
- Power supply 24Vdc ±20%
- Optional galvanic isolation between the power supply and the output

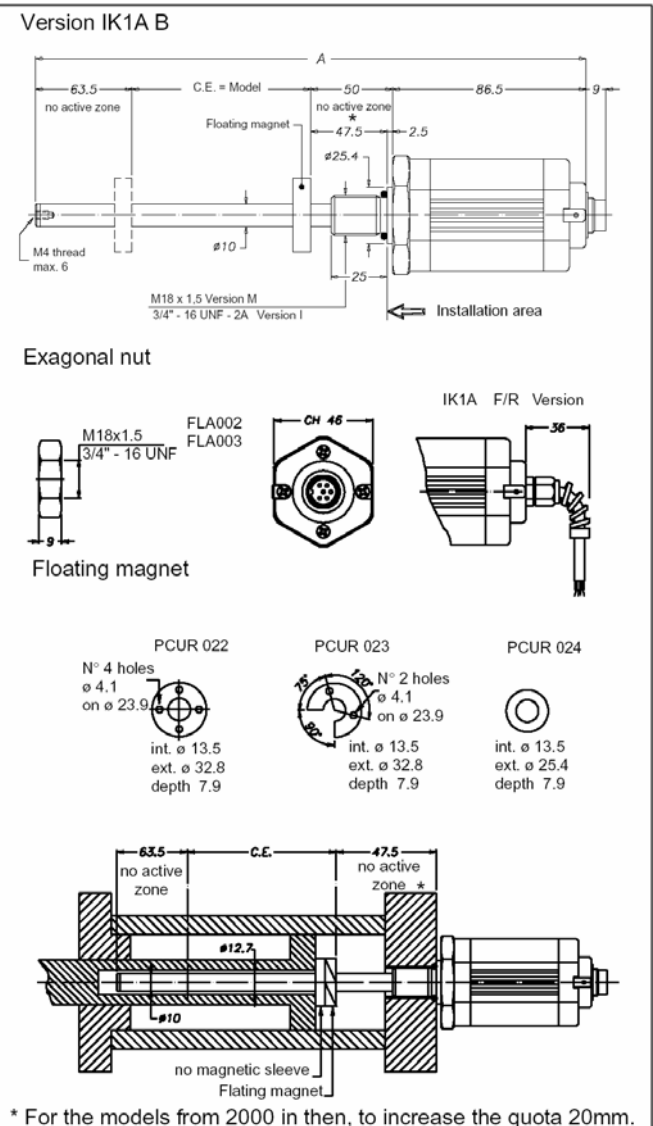
Contactless linear displacement transducers that use the principle of magnetostriction: the absence of a cursor type of electromechanical contact eliminates the problem of wear and guarantees an almost unlimited lifetime. Two types of magnet are offered: a sliding magnetic cursor or a floating magnet cursor. IK is been projected to an internal mounting with high pressure conditions (static 350Bar; over pressure 700Bar) as the internal cylinder. A high level of performance for linearity, repeatability, resistance to vibration and mechanical shock are among its most important features.

TECHNICAL SPECIFICATION

Model	From 100 to 4000 mm
Measurement	Displacement
Frequency of position measurement	From 3kHz to 1kHz ranges from 100 to 2000mm
Shock test DIN IEC68T2-27	100g - 11ms - single blow
Vibration DIN IEC68T2-6	12g / 10...2000Hz
Force required to move the sliding cursor	≤ 1 N
Displacement speed	≤ 10 m/s
Max. acceleration	≤ 100 m/s ² displacement
Resolution	≤ 0,1 mV o ≤ 0,2 μA
Type of magnet	Separate floating magnet
Nominal power supply	24Vdc ± 20%
Max. power supply ripple	1 Vpp
Max. Consumption	100mA typical
Output signal (with respect to connection side)	Voltage 0...+10V o 10...0Vdc Current 4...20mA o 20...4mA Current 0...20mA o 20...0mA
Output load	voltage output ≥ 5KΩ current output ≤ 500Ω
Electrical isolation	500V (D.C. supply / ground)
Optional	500V (D.C. supply / output)
Prot. against polarity inversion	YES
Overvoltage protection	Protection varistor
Protection	IP67
Working temperature	-40...+70°C
Storage temperature	-40...+100°C
Temperature stability	0,01% F.S. /°C

F.S. = Full Scale

MECHANICAL DIMENSIONS



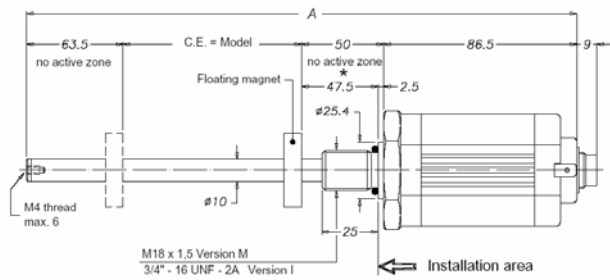
TECHNICAL SPECIFICATION

Model	From 100 to 4000 mm
Measurement	Displacement
Frequency of position measurement	From 3kHz to 1kHz ranges from 100 to 2000mm
Shock test DIN IEC68T2-27	100g - 11ms - single blow
Vibration DIN IEC68T2-6	12g / 10...2000Hz
Force required to move the sliding cursor	≤ 1 N
Displacement speed	≤ 10 m/s
Max. acceleration	≤ 100 m/s ² displacement
Resolution	≤ 0,1 mV o ≤ 0,2 μA
Type of magnet	Separate floating magnet
Nominal power supply	24Vdc ± 20%
Max. power supply ripple	1 Vpp
Max. Consumption	100mA typical
Output signal (with respect to connection side)	Voltage 0...+10V o 10...0Vdc Current 4...20mA o 20...4mA Current 0...20mA o 20...0mA
Output load	voltage output ≥ 5KΩ current output ≤ 500Ω
Electrical isolation	500V (D.C. supply / ground) Optional 500V (D.C. supply / output)
Prot. against polarity inversion	YES
Oversvoltage protection	Protection varistor
Protection	IP67
Working temperature	-40...+70°C
Storage temperature	-40...+100°C
Temperature stability	0,01% F.S. /°C

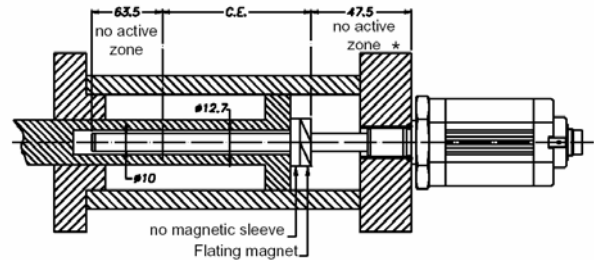
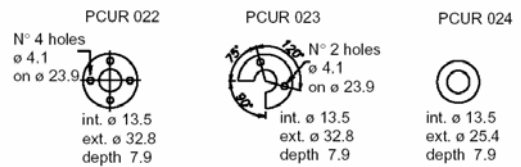
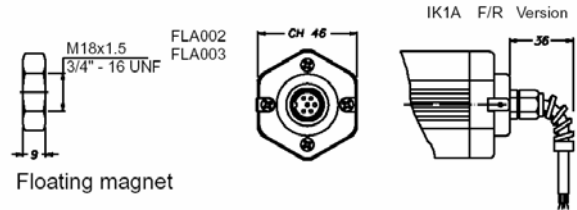
F.S. = Full Scale

MECHANICAL DIMENSIONS

Version IK1A B



Exagonal nut



* For the models from 2000 in then, to increase the quota 20mm.